

SW8000™

Rider Sweeper



Superior Dust Control and Productivity...

The Advance SW8000™ is unsurpassed in indoor and outdoor power sweeping. A 50 inch main broom – the widest in this sweeper class – combined with full time dust controlled dual side brooms*, creates an incredible 77 inch sweep path.

On conventional rider sweepers, dust is controlled at the main broom only. The side brooms, the biggest source of dust, must be raised in open areas when fugitive dust is a concern. The SW8000 is not a conventional machine. The innovative DustClear™ Five Stage Dust Control System allows for full time use of the dual side brooms by controlling dust along the entire sweep path – including the side brooms. Productivity is then increased by over 70% compared with conventional sweepers that control dust only at the main broom.

With superior dust control, innovative safety features, low maintenance costs, and ease of operation, the Advance SW8000 takes power sweeping to the next level.

* Optional features

MaxAccess™ – Minimizes downtime and maximizes efficiency, reliability and longevity through quick and easy access to all engine and hydraulic components.

Easy To Operate – One-Touch™ controls and a single foot pedal controls direction plus activates the brooms and dust control system and offers the operator the easiest machine to use in the industry.

Clear-View™ – Offset hopper allows the operator to view the side broom and the area in front of the sweeper without having to lean outside the frame of the machine making it safer and more comfortable to use.

Operator Safety – Hopper safety arm is controlled from the operator's compartment. Operator is safe from moving parts through the interlocking engine cover. Impact-absorbing roto-molded body structure and 5 mph bumper provides the ultimate in operator safety.

Kubota

Powered

- Quiet, smooth operation
- Superior reliability with enclosed gear driven valve train
- Reduced maintenance costs – No timing belts or chains
- Global service network

Optional Accessories

- Left side broom
- DustGuard™ side broom “fog” system
- Litter vac
- Fire extinguisher
- Hopper high temp sensor
- Raised air intake
- Foam filled tires
- Backup alarm
- Brake / turn signals
- Work lights
- Amber strobe
- Overhead guard
- Fully enclosed cab with optional pressurizer, heater, and A/C
- Suspension seat with arm rest
- Floor mat
- Metal hopper liner
- Seat belt
- Tilt steering wheel
- Clogged filter indicator
- Side broom guards and heavy duty front grill
- Side broom speed adjustment


Typical Applications Include

- Manufacturing Plants
- Warehouses
- Cement, Brick and Block Facilities
- Contract Cleaners
- Rental Centers
- Parking Garages
- Surface Lots
- Municipal Parks
- Zoos / Amusement Parks


SW8000™ Rider Sweeper



The optional all weather cab keeps the operator comfortable and productive. Clear-View™ window in the cab provides a safe view of the right side broom.



MaxAccess™ allows faster repairs and less downtime so the sweeper spends less time in the shop and more time sweeping.

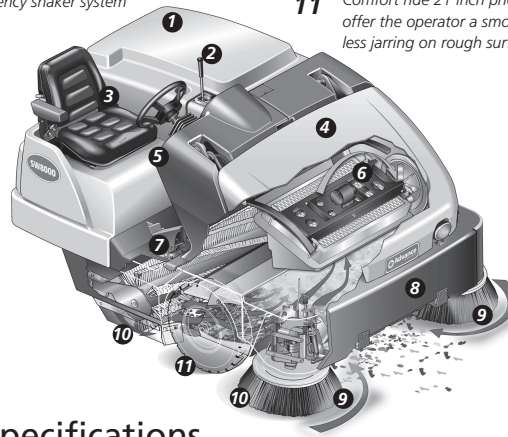


Ultra-Web® dust filter is >98% efficient on 0.3 - 1 micron dust. All dust is locked in the hopper behind only 1 critical seal incorporated in the dust filter. Captured dust is shaken directly back into the hopper.



DustGuard™ suppresses side broom generated dust allowing continuous use, and increasing, dust controlled productivity by over 70%.

- 1 True industrial designed Kubota® engine with enclosed gear driven valve train for reliable cost-effective performance
- 2 One-Touch™ lever activates and controls complete sweeping and dust control systems
- 3 Large ergonomic operator compartment for comfort
- 4 DustClear™ 5-Stage Dust Control System minimizes fugitive dust
- 5 Clear-View™ design provides the operator a direct view of the side broom without leaning to the side
- 6 Ultra-Web® dust filter captures submicron particles and is cleaned automatically with the Liberator™ multi vibration frequency shaker system
- 7 Sweep system only activates when machine is in motion, for increased safety and longer broom life
- 8 Non-corrosive structural roto-molded hopper with integrated 5 mph bumper extends machine life and avoids ugly rust
- 9 DustGuard™ attacks and controls dust at the side brooms for the highest dust controlled productivity on the market
- 10 Wide 50 inch main broom plus the dual side brooms create a superior 77 inch dust controlled sweep path
- 11 Comfort ride 21 inch pneumatic tires offer the operator a smoother ride with less jarring on rough surfaces



Industrial Strength Solutions...

- Our products are designed using innovative technology that increases productivity and drives down the cost to clean.
- You can get expert service and maintenance for your Advance machines from factory-trained personnel around the world. Fast parts delivery, too.
- Maintain peak performance with Nilfisk Parts.

Technical Specifications

Models	SW8000™ 4 cyl
Sweeping System	
Cleaning Path - Single Side Broom	65 in (165 cm)
Cleaning Path - Dual Side Brooms	77 in (196 cm)
Main Broom Length	50 in (127 cm)
Side Broom Diameter	26 in (66 cm)
Debris Hopper	
Volume	14 ft ³ (396 L)
Dump Height	60 in (152 cm)
DustClear™ Five Stage Dust Control System	
Stage 1 DustGuard™	Side broom "fog" system 14 gal (53 L)
Stage 2 Vacuumized Main Broom Chamber	Captures all dust kicked up from the main broom
Stage 3 Airflow Labyrinth	Removes 90% of dust from the air stream
Stage 4 Ultra-Web® Nanofiber Filter	>98% efficient on 0.3 - 1.0 micron particles
Stage 5 Airflow Restoration System	Liberator™ aggressive, multi frequency vibration filter shaker
Power System	
Engine	
Gasoline/LPG (Propane)	Kubota®, 1.6 L, 55 hp, EPA Tier II and CARB Tier III certified
Diesel	Kubota®, 1.5 L, 35.5 hp, meets EPA emission standards under 40 CFR 1039.625
Ramp Climbing	
Transport	20% 11.3°
Sweeping	20% 11.3°
Dimensions	
Tires	
Front (2)	21 in (53 cm) pneumatic
Rear	18 in (46 cm) pneumatic
Aisle U-turn (left)	109 in (277 cm)
Length	95 in (241 cm)
Width	64 in (163 cm)
Height without OHG	59 in (150 cm)
Height with OHG	82 in (208 cm)
Height with Cab	79 in (201 cm)
Net Weight	3,050 lb (1,383 kg)
Sound Level	Below 80 dB A at operator's position (gasoline and LPG)
Safety Test Lab Label	ETL

Specifications are subject to change without notice.



Nilfisk, Inc.

9435 Winnetka Avenue North
Brooklyn Park, MN 55445
www.advance-us.com
Phone 800-214-7700
Fax 800-989-6566

240 Superior Boulevard
Mississauga, Ontario, Canada L5T 2L2
www.nilfisk-advance.ca
Phone 800-668-8400
Fax 800-263-5111

 **Advance**
by Nilfisk



©2017, Nilfisk, Inc. Printed in U.S.A., Form L3289A, 1-19